

**DIECI**  
AUSTRALIA

PEGASUS 360° | 50.19 | 50.21 | 60.16





## ABSOLUTE COMFORT: ITALIAN DESIGN AND STYLE

Dieci telehandlers have always been a combination of **comfort** and **functionality** which makes us stand out all over the world.

### Advanced Technology

The superior technology of the Pegasus dramatically increases the capacity for vehicle control with a fully integrated advanced electronic system. Rpm, travel speed and diagnostic data are fed to a single control unit that measures and displays the operating parameters in real time.

### Easy Manoeuvring

Enhanced **soft motion system** makes all boom movements easy to control, reducing speed on approaching the physical limits or in pre-alarm conditions.

### Maximum Boom Productivity

Reinforced boom is made of high resistance steel with Load Sensing - Flow Sharing Distributors that offer simultaneous movements for more efficient work.

### Maximum Safety

ROPS - FOPS approved cab, designed with safety cell to prevent deformation in the event of the vehicle being overturned or a heavy load falling on the cab. Dieci Telehandlers comply with AS1418.19 / 10896.1.

**Deadman sensor**, combined with the operator presence sensor in the seat, prevents accidental operation.

**Anti-crash system** - zero collisions, absolute precision and maximum safety for operators in the basket, thanks to the setting of operating limits in all directions.

Great stability and precision, even at extreme heights. Travelling and lifting with total safety, both on wheels and on outriggers on level ground and off-road.


## PEGASUS 360° LEADING THE WAY IN ROTATIONAL TECHNOLOGY

With the needs of construction sites constantly changing and a large focus on reducing management costs and improving vehicle productivity, Dieci has invested in delivering a range of rotational telehandlers that match the evolving requests of their customers.

The **Pegasus** family outperforms all telehandlers in terms of reach, thanks to the continuous turret rotation. The wide range of available equipment allows you to perform the functions of a telehandler, a crane and an aerial platform with just a single vehicle: the whole construction site in your hands.

These machines are designed to travel and lift with maximum stability and safety on level ground and off-road. An excellent self-levelling system, adaptive loading software and anti-crash system, eliminate the risks caused by difficult ground conditions.

The Pegasus range delivers optimal performance, extreme power and lifting abilities, precision movement control, and sound proofing for **absolute comfort**.



# 20.50m

Max Reach

# 6000kg

Max Capacity

# 107kW / 143hp

# 360°

Rotation

## 360° Continuous Rotation

Allows you to cover an operating area of up to 2122 m<sup>2</sup>.

## Axle locking

Oscillation of the rear axle is automatically locked when the boom is raised and the turret is rotated more than 5°.

## Wide Range of Attachments

A wide range of attachments available including man basket, winch, hook, jib etc. to cover all areas of the worksite.

## Inching Pedal

An essential control that allows travel speed to momentarily slow down or come to a stop while still offering maximum power to boom functions to increase precision & productivity for delicate operations.

## Panoramic Views

The large, curved windows of the cab offer a complete 360° outside view with uninterrupted visibility. Integrated LED worklights allow better visibility at night.

## Double Air Filter

Operator protected against dust and odours.

## 135L Hydraulic Flow Rate

The 135lpm hydraulic flow maximises manoeuvrability in all applications.

## Hydrostatic Transmission

Guarantees power, reactivity and control in manoeuvres, while a single control unit measures the optimal working parameters through in-depth diagnostics, displaying them in real time.

## Comfort & Ease of Access

With soundproofing, an adjustable steering wheel (height and depth), storage compartments and various accessories such as the air suspension seat, enable operation in total comfort.



# TECHNICAL DATA

## PERFORMANCE

Machine model	PEGASUS 50.19	PEGASUS 50.21	PEGASUS 60.16
Maximum capacity	5000 kg	5000 kg	6000 kg
Maximum lifting height on stabilisers	18.70 m	20.50 m	15.70 m
Maximum horizontal extension on stabilisers	16.50 m	18.14 m	13.05 m
Fork swiveling angle	133°	133°	133°
Pull-out force	5700 daN	5700 daN	5700 daN
Towing force	9400 daN	9400 daN	9400 daN
Maximum climb angle	40%	40%	40%

## ENGINE

Brand	FPT
Nominal power @rpm	104 kW (139 HP) 2200 rpm
Operation	4-stroke
Injection	Electronic, Common Rail
Number and arrangement of cylinders	4, Vertical in line
Displacement	4485 cm <sup>3</sup> (274 in <sup>3</sup> )

## HYDRAULIC SYSTEM

Hydraulic pump type	Gear pump for power steering and movements
Hydraulic pump capacity	135 L/min
Max. operating pressure	20.3 MPa (3336 psi)
Distributor control	Proportional 5in1 joystick

## TRANSMISSION

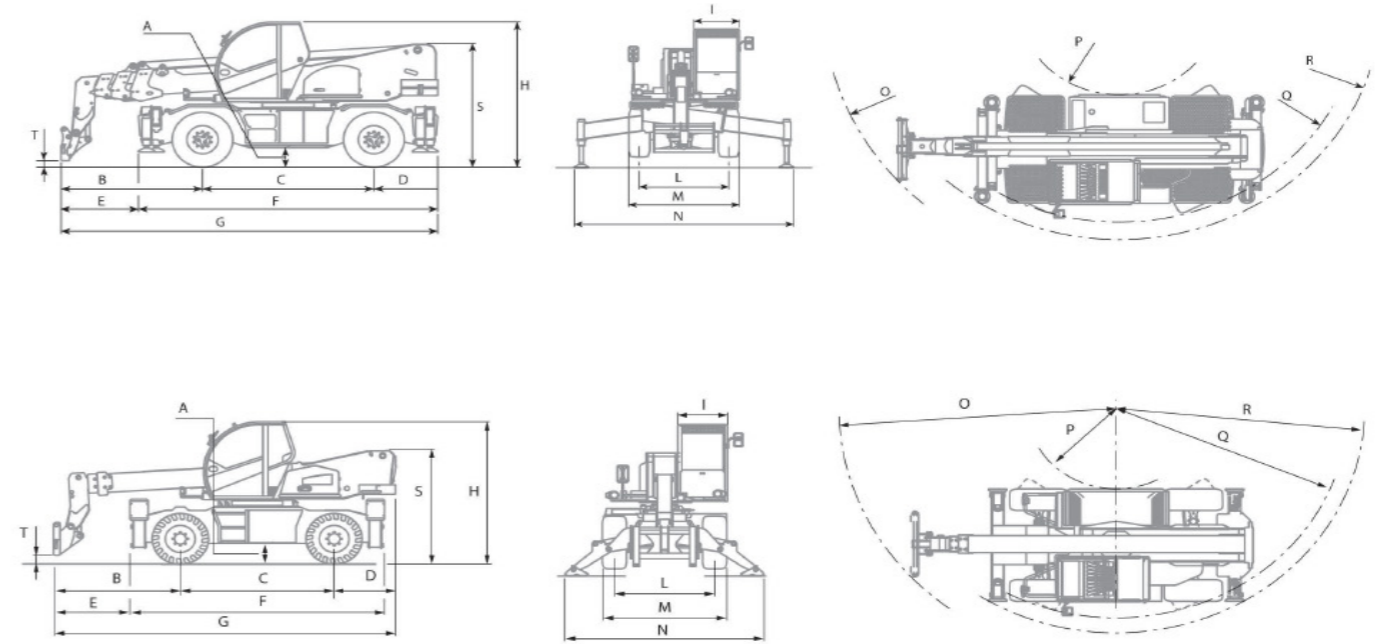
Transmission type	Hydrostatic with variable displacement pump
Hydraulic motor	Hydrostatic with continuous automatic adjustment
Reversal	Electro-Hydraulic
Inching	With inching pedal for controlled forward movement
Transmission gearbox	Servocontrolled 2-speed

## TYRES

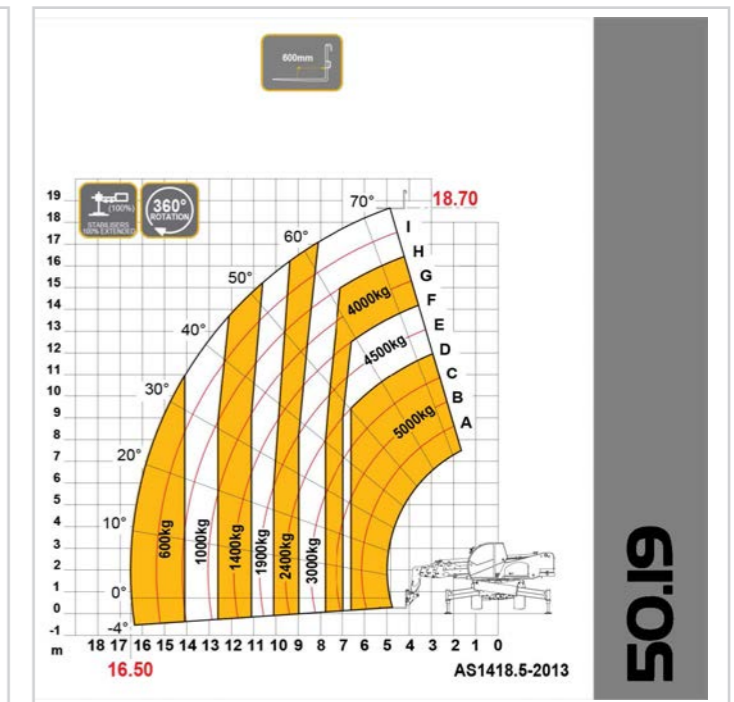
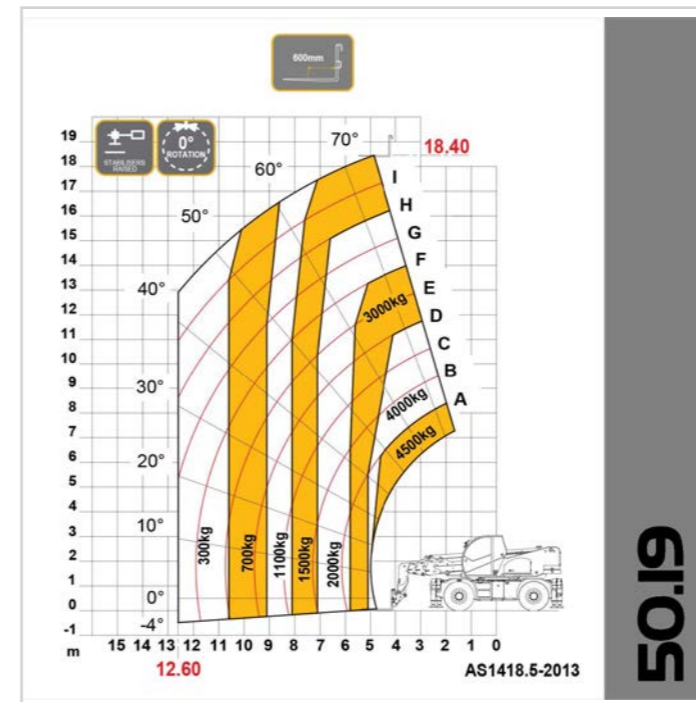
Machine model	50.19	50.21	60.16
Standard tyres	18 R 22.5"	18 R 22.5"	18 R 22.5"

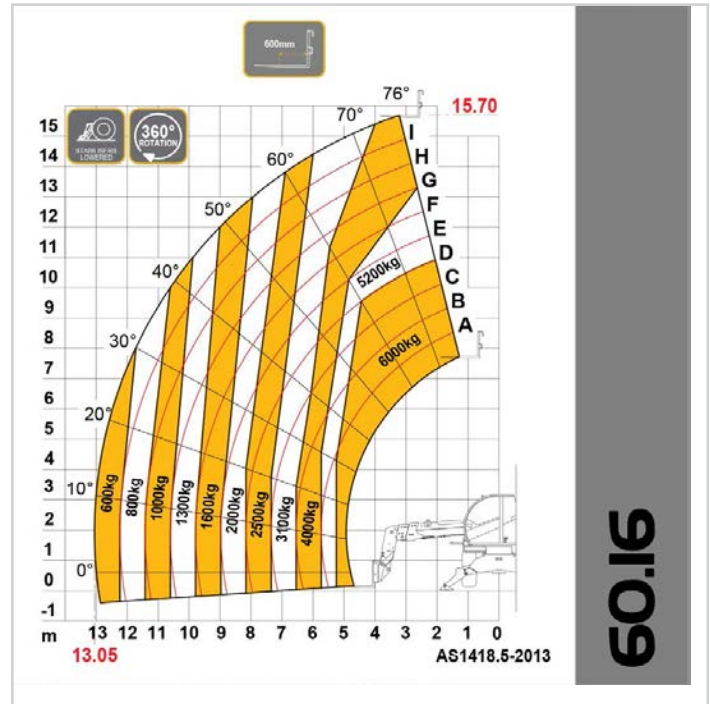
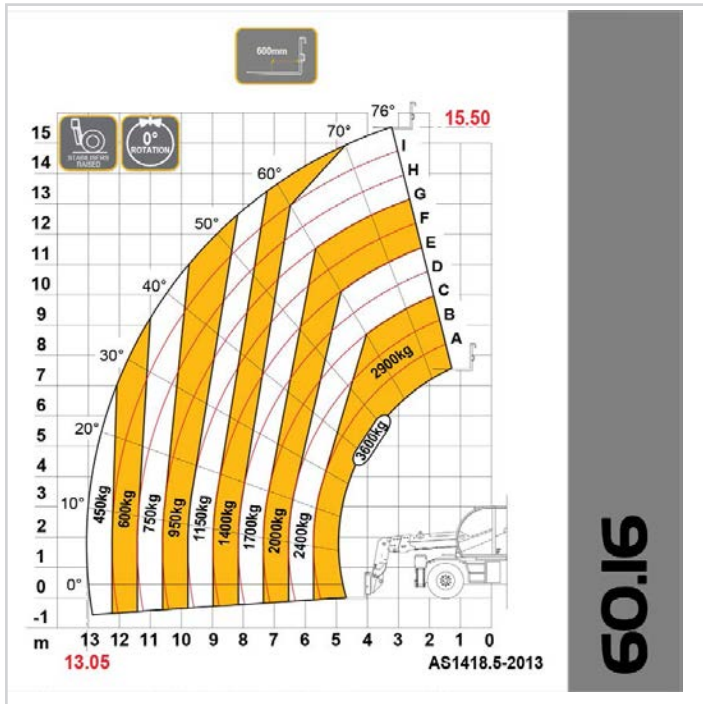
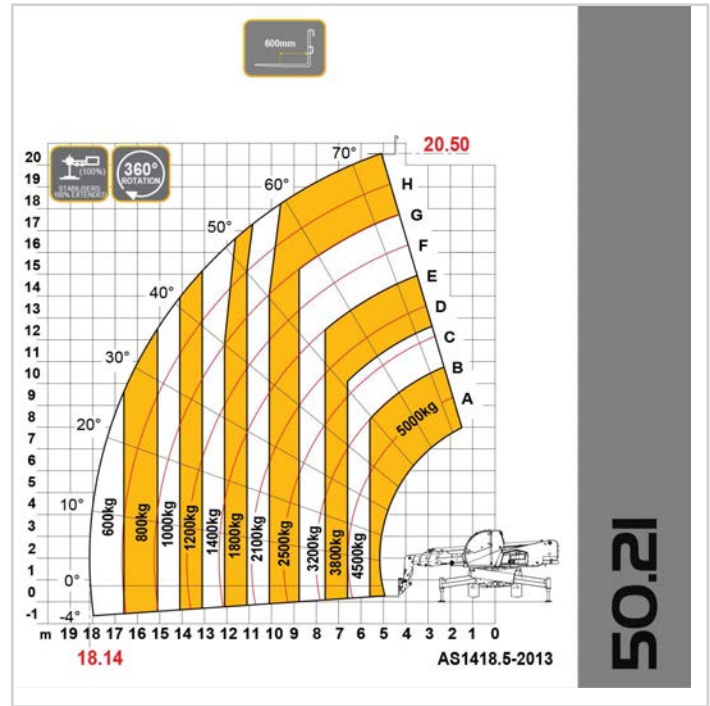
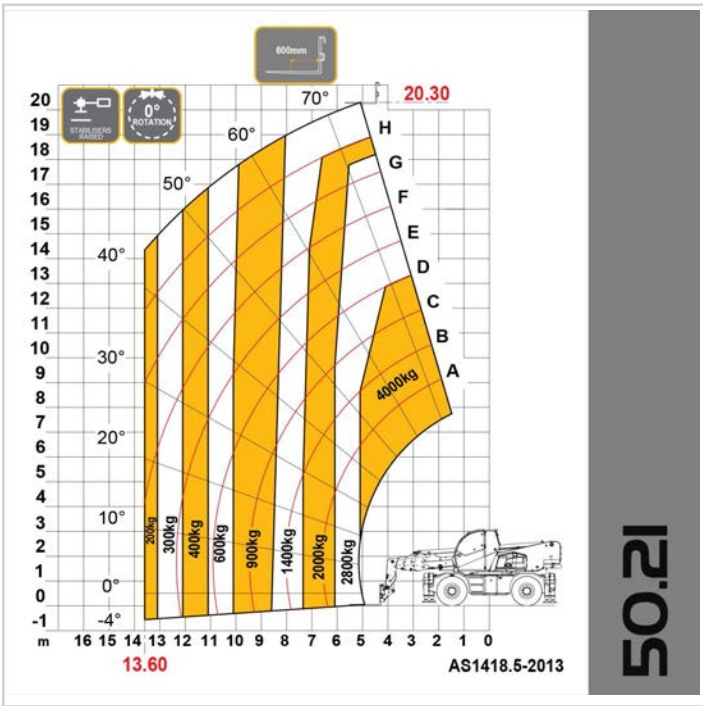
## DIMENSIONS

Machine model	PEGASUS 50.19	PEGASUS 50.21	PEGASUS 60.16
A	360 mm (14.2 in)	360 mm (14.2 in)	360 mm (14.2 in)
B	2660 mm (104.7 in)	2835 mm (111.6 in)	2580 mm (101.6 in)
C	2950 mm (116.1 in)	2950 mm (116.1 in)	2950 mm (116.1 in)
D	1150 mm (45.3 in)	1365 mm (53.7 in)	1190 mm (46.9 in)
F	5290 mm (208.3 in)	5290 mm (208.3 in)	4940 mm (194.5 in)
G	6800 mm (267.7 in)	7150 mm (251.5 in)	6720 mm (264.6 in)
H	3020 mm (118.9 in)	3020 mm (118.9 in)	3020 mm (118.9 in)
I	980 mm (38.6 in)	980 mm (38.6 in)	980 mm (38.6 in)
L	1920 mm (75.6 in)	1920 mm (75.6 in)	1920 mm (75.6 in)
M	2380 mm (93.7 in)	2380 mm (93.7 in)	2380 mm (93.6 in)
P	1700 mm (66.9 in)	1700 mm (66.9 in)	4800 mm (189 in)
Q	4430 mm (174.4 in)	4430 mm (174.4 in)	4430 mm (174.4 in)
S	2556 mm (100.6 in)	2556 mm (100.6 in)	2604 mm (102.5 in)
T	150 mm (5.9 in)	119 mm (4.7 in)	111 mm (4.4 in)



# LOAD CHARTS





Distributed by Dieci Australia and their network of authorised dealers.

25 Garner Place, Ingleburn NSW 2565  
[www.dieciaustralia.com.au](http://www.dieciaustralia.com.au) | [info@dieciaustralia.com.au](mailto:info@dieciaustralia.com.au)  
 Tel. 1300 888 479

Illustrations and photos show the standard international models and may or may not include optional equipment, accessories, customer installed or modified parts, optional parts and all standard equipment with some differences in colour and features. Machine specifications are subject to change without notice and additional load charts and machine or attachment specifications may be available on request. Please refer to the operators manual for correct machine and attachment operation.

Printed in Australia SKT Pegasus 360° August 2022

